



TUESDAY, SEPT 15 | 2 PM PT/5PM ET

# Virtual Fairs

How to register, join, and succeed  
at your first virtual career fair.

Webinar

**Find  
your  
next.**

# Meet the Speakers

---



**Erin O'Keefe**

*Education Relationship Manager*



**Tiffany Taylor**

*Education Training & Success  
Manager*



# **Agenda**

---

**01** Introductions

**02** Overview of Virtual Fairs & Demo

**03** Ways to be Successful

**04** Live Q&A

## Introduction: What's a virtual career fair?

---

A virtual career fair is an online event hosted by your school where employers show up to meet students they want to hire for jobs.

Employers can set up group sessions, which are 30 minute meetings where you can watch, listen, and use a chat feature to engage.

They can also set up 1:1 sessions, where it's just you and the recruiter discussing a company or position. These are 10 minutes long.



## BENEFITS

# Why virtual career fairs might just be better for everyone.

- No more long lines
- Plan ahead, or drop in the day of the fair (just make sure you still sign up for spots)
- Stand out to employers and get a chance to really connect

“You’re not standing in line, anxious, in a loud gym. You’re not fighting for a couple minutes with your pitch ready. It was more intimate and I feel like I built a better connection with the recruiters. I actually learned more being in the virtual version.”

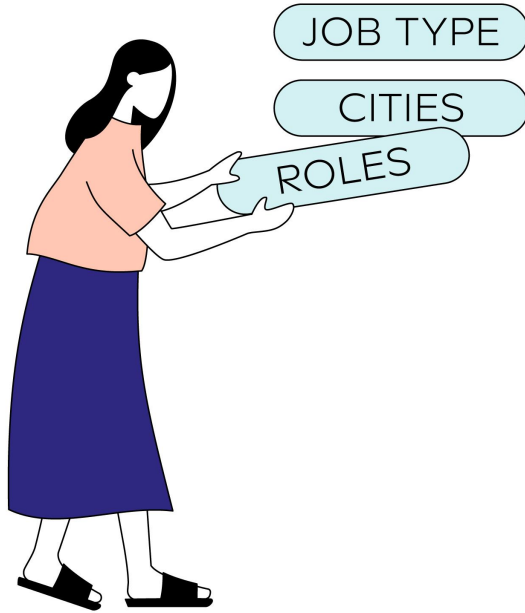
- Brandon, St. John’s University

“It was a nice experience to speak to them, hear what they have to say...on the whole it is less nerve wracking than seeing someone in person or going to a career fair in person and trying to navigate your way through that. I knew who I was speaking to and I knew when. I prepped ahead.”

- Laura, Georgetown University

# 5 Steps to Success





## Step 1:

Update your profile,  
so employers can  
get to know you.

## Step 2:

Register early and  
sign up for sessions.







## Step 3:

Learn about  
employers you'll  
want to meet and  
questions you'll ask.

## Step 4:

Find a quiet place to sit and avoid distractions.



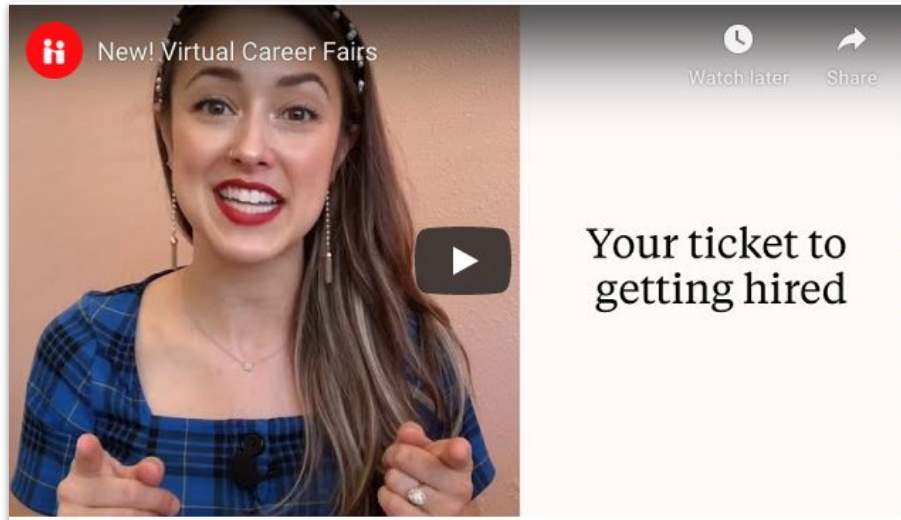


## Step 5:

Make a great first impression. Show up on time and dress appropriately.

**Demo!**

# More Resources




## CHECK OUT THESE GUIDES

- ❑ [Attending a Virtual Career Fair? Here Are 10 Tips You Need to Know](#)
- ❑ [How to make a good impression in a virtual interview](#)
- ❑ [Preparing your virtual fair elevator pitch](#)
- ❑ [How to Prepare for Virtual 1:1 Sessions](#)
- ❑ [3 essential virtual fair tips from employers](#)
- ❑ [Video introduction to virtual career fairs](#)

# Reminder: Your Game Plan

---



- ❑ Register for your fair
- ❑ Sign up for sessions (check back later, there might be more!)
- ❑ Update your profile
- ❑ Research employers you're meeting with
- ❑ Prepare a few talking points and your “pitch”
- ❑ Be curious and ask questions
- ❑ View and apply to open jobs (or save them to be notified later)



# Q&A